



COVID-19 Weekly Summary Montgomery County, As of 7/23/2021

Current COVID-19 Cases:

- In the last week, current COVID-19 cases more than doubled from 255 to 517
- In the last week, the current overall case rate (97 per 100,000) more than doubled from 48 per 100,000
- Blacks have the highest current case rate (**140.6**) – nearly 2.5 times higher than last week - followed by Whites (**66.7**) – nearly 2 times higher than last week
- Whites have the highest current case count (**263**) followed by Blacks (**170**).
- Individuals 19 to 24yrs have the **highest** current case rate (204.3 per 100,000) – more than 2 times higher than last week

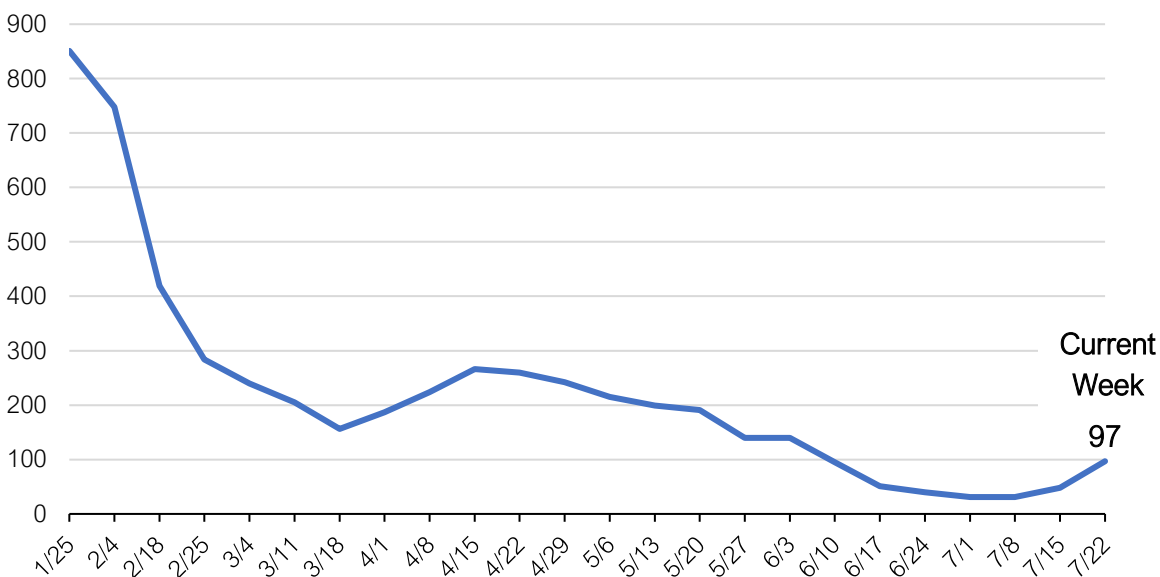
Table 1. Current COVID-19 Cases by Race, Montgomery, as of 7/22/2021

Race	Current Cases	Current Rate	Current Rate Trend
Asian or Pacific Islander	5	35.5	↑
Black	170	140.6	↑
White	263	66.7	↑
Other	20	NA	--
Unknown	59	NA	--
Total	517	97.2	↑

Current COVID-19 cases include those with symptom onset within the 21-days prior to the report week (as of 7/1/2021).

*Case counts/rates are subject to change as new and/or updated information is received from the Ohio Department of Health
Source: Ohio Disease Reporting System

Figure 1. Weekly Current COVID-19 Case Rate per 100,000 Population, Montgomery, as of 7/22/2021*



*Case rates are subject to change as new and/or updated information is received from the Ohio Department of Health
Source: Ohio Disease Reporting System

Overall COVID-19 Cases:

- The number of reported COVID-19 cases (210) **decreased** (by 17%) from 253 last week
- The number of reported COVID-19 hospitalizations (9) **decreased** (by 53%) from 19 last week
- There were **zero** COVID-19 deaths reported
- The 7-day average daily case count (35.3) **increased** (by 3%) from 34 cases per day last week
- Individuals 70 years and older account for **12%** of total cases, **42%** of total hospitalizations, and **76%** of total deaths

Table 2. COVID-19 Cases, Hospitalizations, and Deaths, Montgomery, as of 7/23/2021*

	Total Cases	Total Hospitalizations	Total Deaths
Montgomery	53,335	4,836	1,059

*Counts are subject to change as new and/or updated information is received from the Ohio Department of Health

Source: Ohio Department of Health, COVID-19 Dashboard

Figure 2. Weekly COVID-19 Cases, Montgomery, as of 7/23/2021*

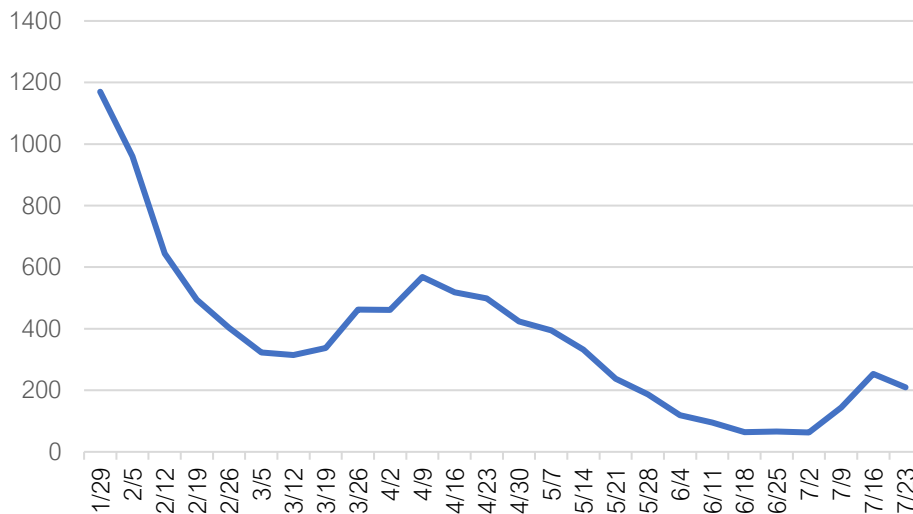
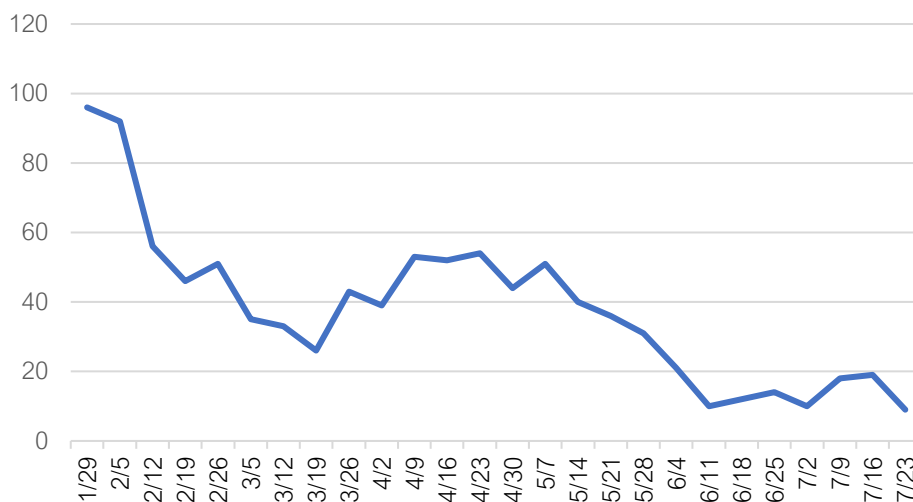


Figure 3. Weekly COVID-19 Hospitalizations, Montgomery, as of 7/23/2021*



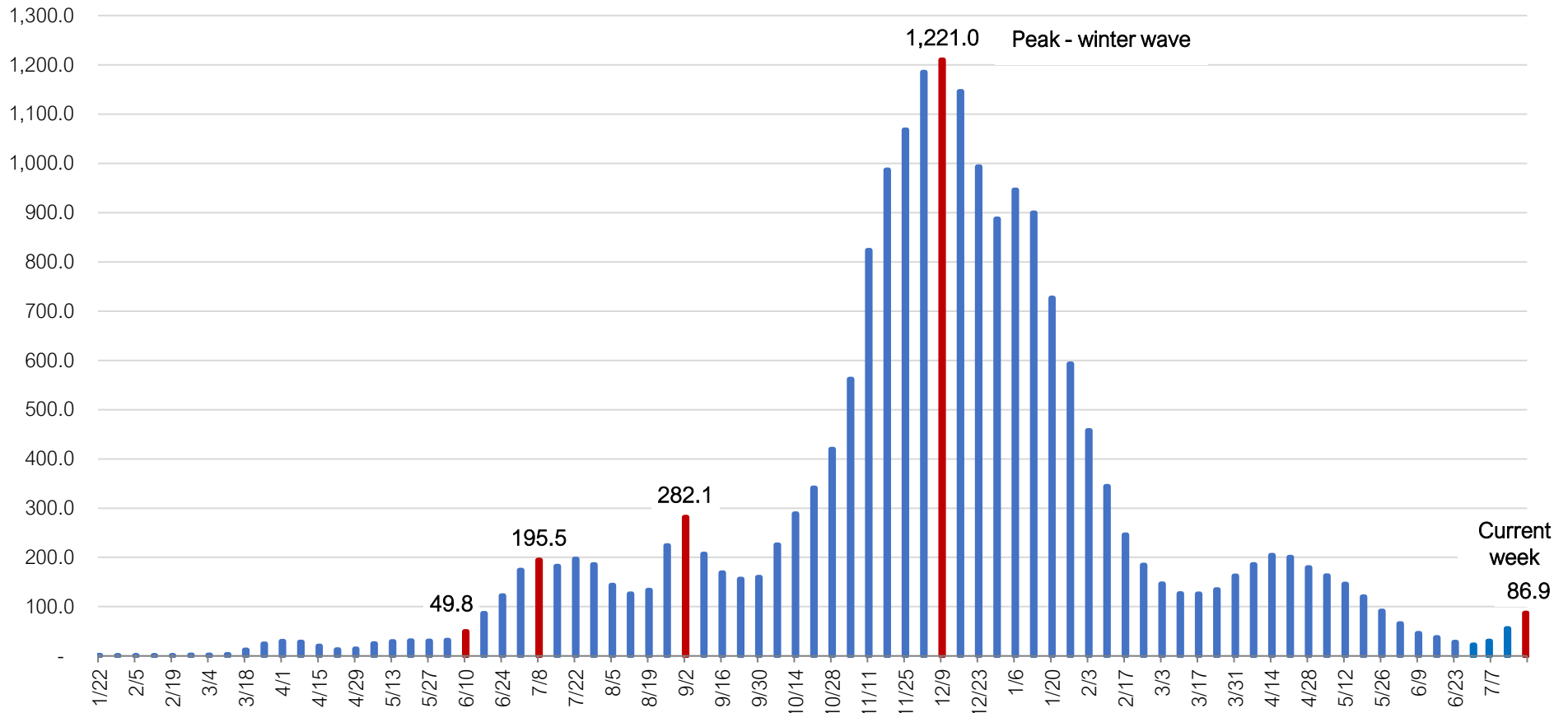
*Counts are subject to change as new and/or updated information is received from the Ohio Department of Health

Source: Ohio Department of Health, COVID-19 Dashboard

Overall COVID-19 Case Rate:

- Hispanics (8673.8) and Blacks (8278.9) have the **highest** overall COVID-19 case rates
- The two-week incident rate of cases **increased** (by 57%) from 55.5 per 100,000 last week to 86.9
- In the last 3 weeks, the two-week incident rate of cases has more than tripled from 22.2 per 100,000 to 86.9
- The two-week incident rate of cases continues to increase through the month of July

Figure 2. Two-Week COVID-19 Case Rate per 100,000 Residents, Montgomery, as of 7/23/2021

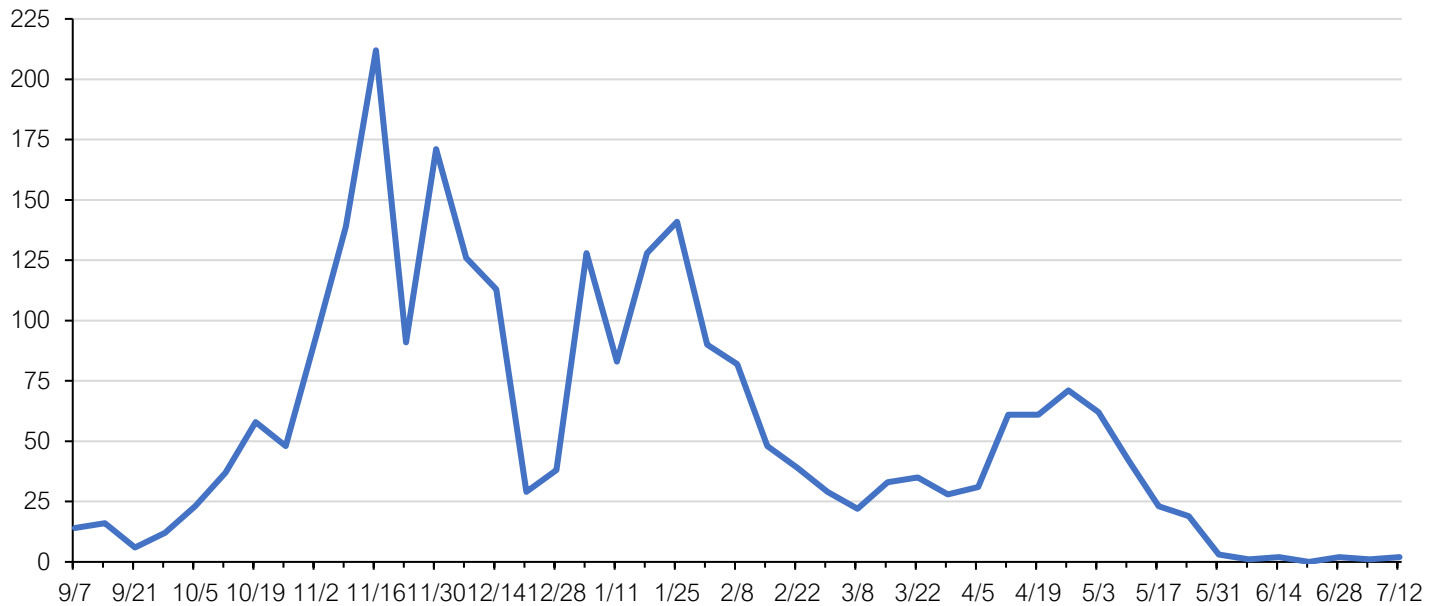


*Rates are subject to change as new and/or updated information is received from the Ohio Department of Health
 Source: Ohio Department of Health, COVID-19 Dashboard

K-12 School Cases:

- Montgomery County has a total of **2,735** COVID-19 cases associated with schools – students account for most cases (1,752 students, 983 staff)
- There were **2** staff cases reported in the last week
- K-12 cases have **declined** since April 2021
- Only **5** cases were reported in June, which is a significant **decrease** (by 97%) from May (149)

Figure 3. K-12 COVID-19 Cases by Report Week, as of 7/12/2021



COVID-19 Outbreaks:

- Montgomery County has had **286** COVID-19 outbreaks with **10,292** confirmed and probable cases
- Outbreak cases account for **19%** of all Montgomery County COVID-19 cases (10,292 of 53,335)
- Most outbreaks (**24%** or **68**) occurred within long-term care facilities, followed by business sites (**15%** or **42**)
- Montgomery County has **9** COVID-19 outbreak investigations open at various long-term care facilities, businesses, correctional institutes, a childcare center, and a non-profit organization
- There was **1** outbreak investigation opened and **3** investigations closed in the past week

Note: Additional data and graphics can be viewed via the COVID-19 dashboard:

<https://www.phdmc.org/coronavirus-updates/323-covid-19-dashboard>